# Carlo Gavazzi - EM26-96.AV5.3.H.O3.S1.P/FB - Summary Sheet




## Summary

Carlo Gavazzi's MID approved EM26 is a 96 by 96 mm panel mounted Energy Analyser. This stylish meter incorporates a number of features which set it apart from its competition. One of the stand out features is the 3 pulsed outputs which can be used for alarms on any of the range of variables (also repeated on the display) or for remote data reading. Carlo Gavazzi have designed this meter to be exceptionally thin, requiring only 46mm of depth space to mount it. The joystick control makes navigation through the variety of data efficient and easy.

The range of parameters measured is impressive as it displays Active and Apparent Energy, (kWh & kVArh), on up to 4 tariffs. Active, Apparent and Reactive power (W, VA & VAr) are displayed for each phase and as a total. Line and system data is also available for Power Factor (PF), Voltage (V), Current (I), Total Harmonic Distortion (I) and Total Harmonic Distortion (V).

This meter also has a Modbus RS485 output for remote reading of consumption data.

N.B. This meter can be pre-wired into an enclosure. Click here to see our full range of Enclosures, or click here to find out more about our Pre-Wiring Service.

| | |
|---|---|
| **Product Code** | **TPPCGEM26O3SP** |
| **Meter Type** | **Three Phase** |
| **Fitting Type** | **Panel Mounted** |
| **Max Current (Amps)** | **5** |
| **MID Approved** | **Yes** |
| **Smart** | **No** |
| **Input Type** | **Current Transformer** |
| **Output Type** | **RS485 Modbus & Pulse** |
| **Tariffs** | **Multiple** |
| **Import / Export** | **Import & Export** |
| **Availability** | **5 Day** |
| **Condition** | **New** |
| **Brand** | **Carlo Gavazzi** |
| **Country of Manufacture** | **Italy** |

## Measured Parameters

| | | | |
|---|---|---|---|
| Active Energy (kWh) | ✓ | Line Power Factor (PF) | ✓ |
| Active Power (W) | ✓ | Line Reactive Power (kVAr) | ✓ |
| Apparent Energy (kVAh) | × | Line to Line Voltage (V) | ✓ |
| Apparent Power (VA) | ✓ | Line to Neutral Voltage (V) | ✓ |
| Average Current (I) | × | Maximum Current (I) | ✓ |
| Average Power Demands (W) | ✓ | Maximum Power Demands (W) | ✓ |
| Average Voltage (V) | × | Maximum Voltage (V) | × |
| Current (I) | ✓ | Power Factor (PF) | ✓ |
| Current in Neutral (I) | × | Reactive Energy (kVArh) | ✓ |
| Frequency (Hz) | ✓ | Reactive Power (VAr) | ✓ |
| Hours Run (hr) | ✓ | Total Harmonic Distortion (Amps) | ✓ |
| Line Active Power (W) | ✓ | Total Harmonic Distortion (Volts) | ✓ |
| Line Apparent Power (kVA) | ✓ | Voltage (V) | ✓ |
| Line Current (I) | ✓ | | |

## Dimensions

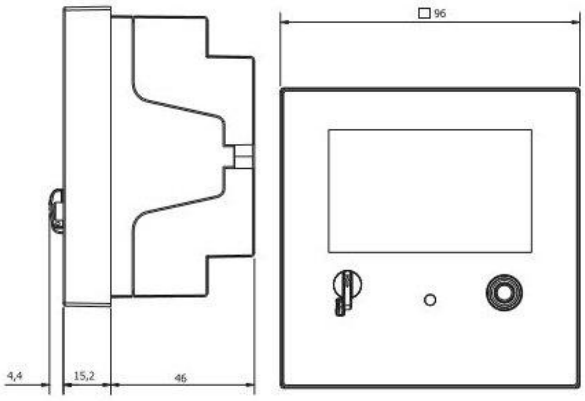


## Wiring Diagram

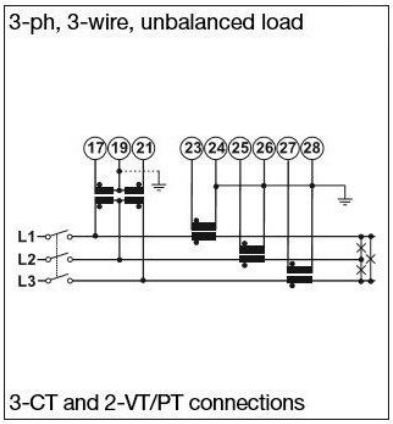


**Web: www.spwales.com | Email: sales@spwales.com | Phone: 01803 295430 | Fax: 01803 212819**

While Stephen P Wales Ltd has made every reasonable effort to ensure the accuracy of this information, Stephen P Wales Ltd does not guarantee that it is error-free, nor does Stephen P Wales Ltd make any other representation, warranty or guarantee that the information is accurate, correct, reliable or current. Stephen P Wales Ltd reserves the right to make any adjustments to the information contained herein at any time without notice.