








Three Phase DIN Rail Metering Kit (metal enclosure) - Summary Sheet

Our three phase DIN rail metering kit is built for fast and easy installation and is ideal for retrofit applications. The compact enclosure has cable entry points on the top, bottom, sides and back and our meter engineers pre-fit the required CT links, voltage reference and earthing with clear labelling. This kit is available with one of three meters offering a range of features from Modbus outputs to remote access to readings via ethernet.

We recommend installing this kit with our split core CT's that simply clip around the supplies, saving time and disruption. You can select CT's appropriate for your circuit with 24mm & 36mm apertures available covering loads of 100A to 400A.

Can't find a meter or CT to suit your requirements, contact our friendly sales teams who will be happy to put together a bespoke quotation.

What's included?

-  1 x 3-Phase DIN Rail Meter (see options below)
-  1 x Metal 8 Module Enclosure
-  CT links, voltage reference and earthing terminals
-  1m of 1.5mm stranded blue, brown, black & grey cable
-  1m of 2.5mm stranded earth cable

A set of 3 CT's is required in addition to this kit and the meter will be programmed to match the appropriate ratio prior to dispatch.

Product Code	MKD####M
Power Supply	Three Phase
Availability	See Below

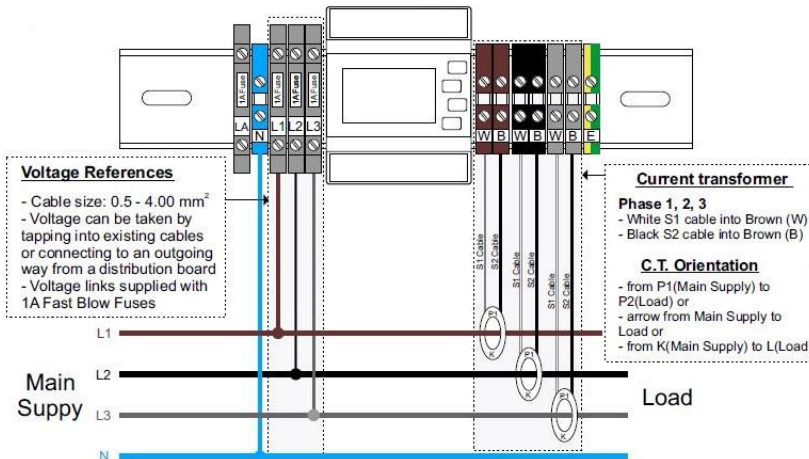
Meter Options

	Eastron - SDM630CT	Carlo Gavazzi EM330	Socomec - E48
MID Approved	Yes	Yes	Yes
Output Type	RS485 Modbus & Pulse *	RS485 Modbus *	Ethernet
Tariffs	Single	Dual **	Multi Tariff
Import / Export	Import & Export	Import & Export	Import & Export
Accuracy	B (Cl. 1)	C (Cl. 0.5)	C (Cl. 0.5)
Availability	Next Working Day	Special Order	Special Order
Part Code	MKDEA63M	MKDCG33M	MKDSO48M

* Mbus option available upon request

** Controlled externally with time switch, available separately

Wiring Guide



Current Transformer Options

Part Code *	Ratio	Aperture
3CT100T24	100/5	24mm
3CT100T36	100/5	36mm
3CT150T24	150/5	24mm
3CT150T36	150/5	36mm
3CT200T24	200/5	24mm
3CT200T36	200/5	36mm
3CT250T24	250/5	24mm
3CT250T36	250/5	36mm
3CT300T24	300/5	24mm
3CT300T36	300/5	36mm
3CT400T36	400/5	36mm

* Set of 3 Split Core CT's

Web: www.spwales.com | Email: sales@spwales.com | Phone: 01803 295430

While Stephen P Wales Ltd has made every reasonable effort to ensure the accuracy of this information, Stephen P Wales Ltd does not guarantee that it is error-free, nor does Stephen P Wales Ltd make any other representation, warranty or guarantee that the information is accurate, correct, reliable or current. Stephen P Wales Ltd reserves the right to make any adjustments to the information contained herein at any time without notice.