



eMylo AC90 WIFI Meter - Summary Sheet

This innovative single phase meter is DIN rail mounted and can be used to monitor and control supplies of up to 60A.


It easily connects to your home WIFI using the free Android or Apple app. Not only can Energy (kWh), Current (A), Power (kW) & Voltage (V) be viewed through the app, but it boasts several other features, including:

- Remotely disconnect or reconnect the supply.
- Set up a schedule for powering on or off a connected device, (ideal for heavy consumption devices such as heating / hot-tubs or taking advantage of variable tariffs).
- Set up alarms triggered by high or low consumption.
- Add credit to the meter, utilising it in prepayment mode, (e.g. a certain amount of credit can be used on a shower per week).

Compatible with Alexa and Google home, this 2 module wide meter can be fitted in a standard home consumer unit and is an ideal solution for controlling electricity consumption.

Product Code	SPDET90
Meter Type	Single Phase
Fitting Type	DIN Rail
Max. Current (Amps)	60
MID Approved	No
Smart	No
Input Type	Direct Connect
Output Type	WIFI
Tariffs	Single
Import / Export	Import Only
Module Width	2
Availability	Next Day

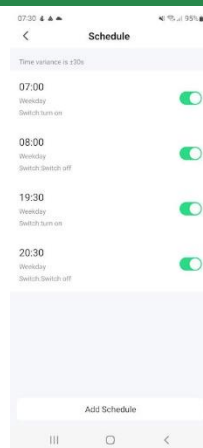
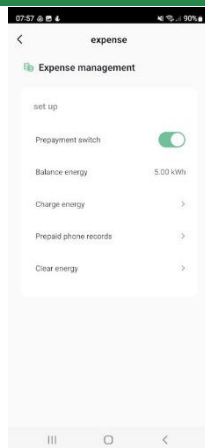
Wiring



Dimensions



Screenshots



Web: www.spwales.com | Email: sales@spwales.com | Phone: 01803 295430 | Fax: 01803 212819

While Stephen P Wales Ltd has made every reasonable effort to ensure the accuracy of this information, Stephen P Wales Ltd does not guarantee that it is error-free, nor does Stephen P Wales Ltd make any other representation, warranty or guarantee that the information is accurate, correct, reliable or current. Stephen P Wales Ltd reserves the right to make any adjustments to the information contained herein at any time without notice.