



Fineco EM415 - Summary Sheet

Summary

The EM415 from Fineco is a great value 4 module wide DIN rail meter capable of measuring supplies up to 100A. This single phase meter is MID approved making it suitable for billing applications and has a 6 + 1 backlit LCD display.

It has Class B Accuracy and simply measures Active Energy, (kWh). It includes Pulse & RS485 Modbus outputs that can be used to connect to BMS or remote monitoring systems.

We have a large selection of DIN rail enclosures available. Use the link below to view our full range: [DIN Rail Meter Enclosures](#)

Product Code

SPDFI415

Meter Type

Single Phase

Fitting Type

DIN Rail

Max Current (Amps)

100

MID Approved

Yes

Smart

No

Input Type

Direct Connect

Output Type

RS485 Modbus & Pulse

Tariffs

Single

Import / Export

Import Only

Module Width

4

Availability

Next Day

Condition

New

Brand

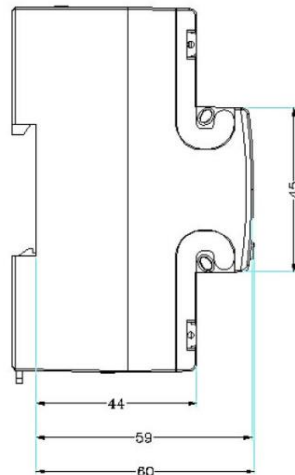
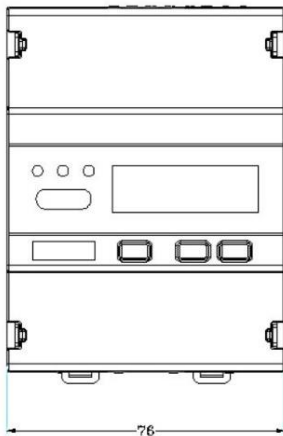
Fineco

Country of

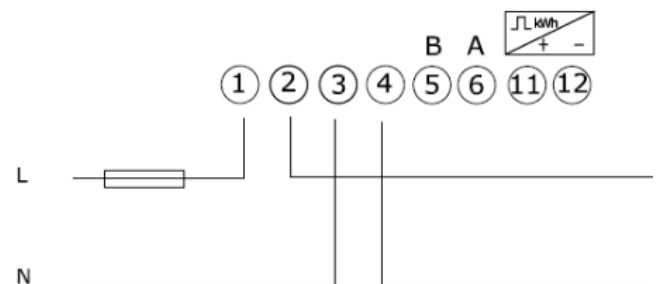
China

Manufacture

Dimensions



Wiring Diagram



Web: www.spwales.com | Email: sales@spwales.com | Phone: 01803 295430 | Fax: 01803 212819

While Stephen P Wales Ltd has made every reasonable effort to ensure the accuracy of this information, Stephen P Wales Ltd does not guarantee that it is error-free, nor does Stephen P Wales Ltd make any other representation, warranty or guarantee that the information is accurate, correct, reliable or current. Stephen P Wales Ltd reserves the right to make any adjustments to the information contained herein at any time without notice.