

EC Type Examination Certificate Number: **0120/SGS0142**

# **Jiaxing Eastron Electronic Instrument Co.,LTD**

No 1369  
Chengnan Road  
Jiaxing Zhejiang  
China  
314001

Instrument Identification:  
**SDM 630M CT**

Instrument Traceable Number  
**0120/SGS0142**

Poly Phase, Active Import/ Export , Indoor, Multi-Function, Transformer Operated, Electricity Meter

has been assessed and certified as meeting the requirements of

## **EC Directive 2004/22/EC**

**Measuring Instruments Annex B**

It is certified that the manufacturer's technical design and specimen for the above instrument has been examined and, based on the evidence submitted, it is considered that the instrument conforms to the requirements of MI-003 of EC Directive 2004/22/EC

This certificate must be used in conjunction with a certificate covering the product verification as required in Annex D or Annex F

This certificate is valid for 10 years from 10<sup>th</sup> March 2014 to 9<sup>th</sup> March 2024  
Issue 1

Certification is based on report number(s) EMA174647/1/MID dated 30<sup>th</sup> January 2014


Authorised Signature

Jan Saunders




SGS United Kingdom Limited, Notified Body 0120  
Unit 202B Worle Parkway, Weston-super-Mare, BS22 6WA UK  
t +44 (0)1934 522917 f +44 (0)1934 522137 [www.sgs.com](http://www.sgs.com)

Contact Address SGS United Kingdom Ltd, Units 12A & 12B, South Industrial Estate, Bowburn, Durham, DH6 5AD UK  
t +44 (0)191 377 2000 f +44 (0)191 377 2020 [www.sgs.com](http://www.sgs.com)


	EC-Type Examination Certificate Number:	
	<b>0120/ SGS0142</b>	
	Issue Number: 1	Dated: 10 March 2014


## 1. Technical Data

<b>Manufacturer</b>	Jiaying Eastron Electronic Instruments Ltd
<b>Meter Type</b>	SDM630M CT
<b>Voltage Rating (<math>U_n</math>)</b>	3x230/400V
<b>Current Rating (<math>I_{min} - I_{ref} (I_{max})</math>)</b>	0.25-5(6)A
<b>Frequency (<math>F_n</math>)</b>	50Hz
<b>Active Accuracy Class (<math>kWh</math>)</b>	A or B ( $kWh$ )
<b>Type of circuit</b>	3p4w, 3p3w, 1p2w
<b>Temperature Range</b>	-25°C to +55°C
<b>Software Version No.</b>	V1.3
<b>Identification Location</b>	Nameplate
<b>Bill Of Materials No.'s</b>	SDM630-1-L-V1.5 SDM630-1-BOT-V1.5 SDM630-1-TOP-V1.5 SDM630-1-KEY-V1.0 SDM630-1-R-V1.5
<b>IP Rating</b>	IP51
<b>Insulation Protective Class</b>	Class II
<b>LED Pulse Constant</b>	3200imp/ kWh
<b>Impulse Voltage Rating</b>	6kV
<b>AC Voltage Rating</b>	4kV
<b>Main Cover Sealing Type</b>	2 x Wire & Crimp
<b>Integrity of meter</b>	Inaccessible without breaking seals
<b>Intended Location of the Meter</b>	Indoor
<b>Type of Register</b>	LCD

	EC-Type Examination Certificate Number:	
	<b>0120/ SGS0142</b>	
	Issue Number: 1	Dated: 10 March 2014


2. Photograph of Meter



	EC-Type Examination Certificate Number:	
	<b>0120/ SGS0142</b>	
	Issue Number: 1	Dated: 10 March 2014

### 3. Influence factors for temperature, frequency and voltage

Influence Factors for Temperature, Frequency & Voltage							
Current	PF Cos	-25	-10	5	30	40	55
I <sub>min</sub>	1.0	<b>0.39</b>	<b>0.30</b>	<b>0.71</b>	<b>0.16</b>	<b>0.25</b>	<b>0.39</b>
I <sub>tr</sub>	1.0	<b>0.33</b>	<b>0.27</b>	<b>0.28</b>	<b>0.18</b>	<b>0.25</b>	<b>0.47</b>
10I <sub>tr</sub>	1.0	<b>0.35</b>	<b>0.31</b>	<b>0.24</b>	<b>0.22</b>	<b>0.29</b>	<b>0.49</b>
I <sub>max</sub>	1.0	<b>0.36</b>	<b>0.31</b>	<b>0.25</b>	<b>0.21</b>	<b>0.28</b>	<b>0.47</b>
I <sub>tr</sub>	0.5ind	<b>0.26</b>	<b>0.25</b>	<b>0.36</b>	<b>0.16</b>	<b>0.23</b>	<b>0.44</b>
10I <sub>tr</sub>	0.5ind	<b>0.38</b>	<b>0.34</b>	<b>0.29</b>	<b>0.27</b>	<b>0.34</b>	<b>0.52</b>
I <sub>max</sub>	0.5ind	<b>0.42</b>	<b>0.38</b>	<b>0.32</b>	<b>0.30</b>	<b>0.36</b>	<b>0.52</b>
I <sub>tr</sub>	0.8cap	<b>0.31</b>	<b>0.42</b>	<b>0.43</b>	<b>0.32</b>	<b>0.37</b>	<b>0.50</b>
10I <sub>tr</sub>	0.8cap	<b>0.32</b>	<b>0.27</b>	<b>0.21</b>	<b>0.17</b>	<b>0.26</b>	<b>0.45</b>
I <sub>max</sub>	0.8cap	<b>0.34</b>	<b>0.28</b>	<b>0.21</b>	<b>0.15</b>	<b>0.24</b>	<b>0.43</b>
L1							
I <sub>tr</sub>	1.0	<b>0.37</b>	<b>0.39</b>	<b>0.44</b>	<b>0.14</b>	<b>0.28</b>	<b>0.35</b>
10I <sub>tr</sub>	1.0	<b>0.34</b>	<b>0.30</b>	<b>0.24</b>	<b>0.20</b>	<b>0.27</b>	<b>0.47</b>
I <sub>max</sub>	1.0	<b>0.33</b>	<b>0.30</b>	<b>0.23</b>	<b>0.21</b>	<b>0.28</b>	<b>0.47</b>
I <sub>tr</sub>	0.5ind	<b>0.41</b>	<b>0.56</b>	<b>0.96</b>	<b>0.14</b>	<b>0.15</b>	<b>0.16</b>
10I <sub>tr</sub>	0.5ind	<b>0.49</b>	<b>0.46</b>	<b>0.42</b>	<b>0.38</b>	<b>0.43</b>	<b>0.62</b>
I <sub>max</sub>	0.5ind	<b>0.49</b>	<b>0.46</b>	<b>0.42</b>	<b>0.39</b>	<b>0.44</b>	<b>0.60</b>
L2							
I <sub>tr</sub>	1.0	<b>0.25</b>	<b>0.20</b>	<b>0.12</b>	<b>0.18</b>	<b>0.31</b>	<b>0.51</b>
10I <sub>tr</sub>	1.0	<b>0.38</b>	<b>0.32</b>	<b>0.23</b>	<b>0.19</b>	<b>0.28</b>	<b>0.45</b>
I <sub>max</sub>	1.0	<b>0.38</b>	<b>0.32</b>	<b>0.23</b>	<b>0.21</b>	<b>0.28</b>	<b>0.47</b>
I <sub>tr</sub>	0.5ind	<b>0.12</b>	<b>0.12</b>	<b>0.13</b>	<b>0.25</b>	<b>0.38</b>	<b>0.59</b>
10I <sub>tr</sub>	0.5ind	<b>0.36</b>	<b>0.33</b>	<b>0.25</b>	<b>0.25</b>	<b>0.32</b>	<b>0.49</b>
I <sub>max</sub>	0.5ind	<b>0.39</b>	<b>0.35</b>	<b>0.28</b>	<b>0.27</b>	<b>0.34</b>	<b>0.49</b>
L3							
I <sub>tr</sub>	1.0	<b>0.32</b>	<b>0.27</b>	<b>0.21</b>	<b>0.19</b>	<b>0.27</b>	<b>0.46</b>
10I <sub>tr</sub>	1.0	<b>0.32</b>	<b>0.28</b>	<b>0.22</b>	<b>0.21</b>	<b>0.30</b>	<b>0.50</b>
I <sub>max</sub>	1.0	<b>0.33</b>	<b>0.30</b>	<b>0.23</b>	<b>0.22</b>	<b>0.30</b>	<b>0.50</b>
I <sub>tr</sub>	0.5ind	<b>0.32</b>	<b>0.32</b>	<b>0.24</b>	<b>0.20</b>	<b>0.29</b>	<b>0.53</b>
10I <sub>tr</sub>	0.5ind	<b>0.34</b>	<b>0.29</b>	<b>0.23</b>	<b>0.23</b>	<b>0.33</b>	<b>0.54</b>
I <sub>max</sub>	0.5ind	<b>0.35</b>	<b>0.31</b>	<b>0.25</b>	<b>0.13</b>	<b>0.33</b>	<b>0.53</b>

	EC-Type Examination Certificate Number:	
	<b>0120/ SGS0142</b>	
	Issue Number: 1	Dated: 10 March 2014

During the type approval examination the influence factors for temperature, frequency and voltage are determined per load point. The table above represents the sum of the square values per load, determined via the following formula:-

$$\delta e (T, U, f) = \sqrt{(\delta e^2 (T, I, \cos\phi) + \delta e^2 (U, I, \cos\phi) + \delta e^2 (f, I, \cos\phi))}$$

where

$\delta e(T, I, \cos\phi) =$  Additional error due to variation of the temperature at the same load  
 $\delta e(U, I, \cos\phi) =$  Additional error due to variation of the voltage at the same load  
 $\delta e(f, I, \cos\phi) =$  Additional error due to variation of the frequency at the same load

#### 4. Annex of Variants

Product Variant Identification Details:

Type Designation	Description of meter
SDM 630M CT 0.25-5(6)A – Poly Phase, Active Import/Export kWh, Multifunction, Transformer Operated, Electricity Meter	

Modifications to the meter(s) described according to approval No. **0120/ SGS0142** must be notified to the issuing body to confirm the meter(s) continuing compliance to the relevant pattern approval standard(s).

#### 5. Document Revision History

Issue	Date	Comments
1	10/03/2014	Initial Issue