



ABB - B23 111 Steel - Summary Sheet

Summary

The B23-111 is a 65 Amp, DIN Rail mounted, direct connect meter that is MID approved for billing purposes. It is perfect for installation in distribution boards and small enclosures such as consumer units. We highly recommend the ABB range of meters because they are intuitive, easy to use, well presented and reputedly manufactured in Europe (Sweden). They also come supplied with installation instructions and there is a comprehensive 160-page manual, (which includes set up examples), available for download ensuring that the installation engineer has all the information required.

This is the entry level B23 and is suitable for monitoring electricity consumption to within 1% accuracy. The display will alert you as to whether the phases are being measured in the correct orientation and will indicate any issues. In addition, this meter has a configurable pulse output that can be used to send data to an external system.

Stephen P Wales range the Steel series of B23 meters, however, the bronze, silver, gold and platinum series are available to order on request.

N.B. This meter can be fitted into a DIN Rail enclosure.
[Click here](#) to see our full range of Enclosures.

Product Code

TPDABB231

Meter Type

Three Phase

Fitting Type

DIN Rail

Max Current (Amps)

65

MID Approved

Yes

Smart

No

Input Type

Direct Connect

Output Type

Pulse

Tariffs

Single

Import / Export

Import Only

Module Width

4

Availability

Next Day

Condition

New

Brand

ABB

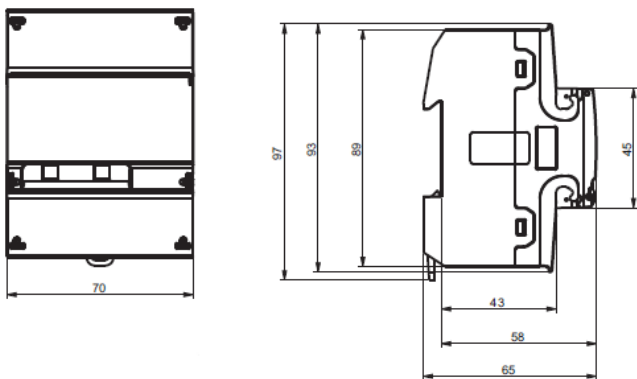
Country of Manufacture

Sweden

Measured Parameters

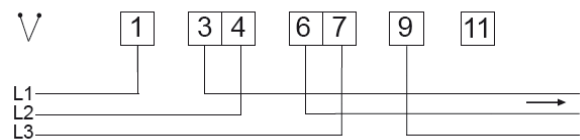
Active Energy (kWh)	✓	Line Power Factor (PF)	✗
Active Power (W)	✗	Line Reactive Power (kVAr)	✗
Apparent Energy (kVAh)	✗	Line to Line Voltage (V)	✗
Apparent Power (VA)	✗	Line to Neutral Voltage (V)	✗
Average Current (I)	✗	Maximum Current (I)	✗
Average Power Demands (W)	✗	Maximum Power Demands (W)	✗
Average Voltage (V)	✗	Maximum Voltage (V)	✗
Current (I)	✗	Power Factor (PF)	✗
Current in Neutral (I)	✗	Reactive Energy (kVArh)	✗
Frequency (Hz)	✗	Reactive Power (VAR)	✗
Hours Run (hr)	✗	Total Harmonic Distortion (Amps)	✗
Line Active Power (W)	✗	Total Harmonic Distortion (Volts)	✗
Line Apparent Power (kVA)	✗	Voltage (V)	✗
Line Current (I)	✗		

Dimensions

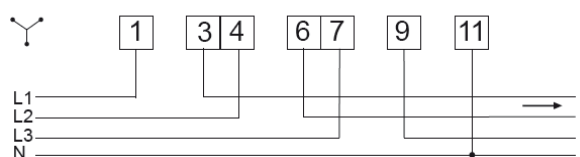


Wiring Diagram

3 wire connection, 2 elements



4 wire connection, 3 elements



Web: www.spwales.com | Email: sales@spwales.com | Phone: 01803 295430 | Fax: 01803 212819

While Stephen P Wales Ltd has made every reasonable effort to ensure the accuracy of this information, Stephen P Wales Ltd does not guarantee that it is error-free, nor does Stephen P Wales Ltd make any other representation, warranty or guarantee that the information is accurate, correct, reliable or current. Stephen P Wales Ltd reserves the right to make any adjustments to the information contained herein at any time without notice.