

MT174 DIRECT WIRED – BILLING METER – USER INSTRUCTIONS















When you power up the meter, it will display the auto scroll.

Auto scroll has the following OBIS codes:

 1.8.0 - A+ All phases energy, total kwh

Press the blue button twice until you come to 'Std dAtA', then hold the blue button down for 5 seconds to enter STD data.

Once in 'Std dAtA' press the blue button to manually scroll through the other codes on the meter:

 1.8.0.1 - A+ All Phases Energy, Total – Reading for Current Month
 1.8.0.2 - A+ All Phases Energy, Total – Reading for Last Month
 1.8.0.3 - A+ All Phases Energy, Total – Reading for 2 months ago
 1.8.0.4 - A+ All Phases Energy, Total – Reading for 3 months ago
 1.8.0.5 - A+ All Phases Energy, Total – Reading for 4 months ago
 1.8.0.6 - A+ All Phases Energy, Total – Reading for 5 months ago
 1.8.0.7 - A+ All Phases Energy, Total – Reading for 6 months ago
 1.8.0.8 - A+ All Phases Energy, Total – Reading for 7 months ago
 1.8.0.9 - A+ All Phases Energy, Total – Reading for 8 months ago
 0.9.1 - Time of Day
 0.9.2 - Date
 0.2.0 - Firmware version
 255.255.0 - LCD Test
 255.255.1 - End of Sequence

When you have reached end of sequence, let the display time out and the meter will return to auto scroll mode.



Web: www.spwales.com | **Email:** sales@spwales.com | **Phone:** 01803 295430 | **Fax:** 01803 212819

While Stephen P Wales Ltd has made every reasonable effort to ensure the accuracy of this information, Stephen P Wales Ltd does not guarantee that it is error-free, nor does Stephen P Wales Ltd make any other representation, warranty or guarantee that the information is accurate, correct, reliable or current. Stephen P Wales Ltd reserves the right to make any adjustments to the information contained herein at any time without notice.