



MT174 CT OPERATED – IMPORT AND EXPORT METER – USER INSTRUCTIONS








When you power up the meter, it will display the auto scroll.

Auto scroll has the following OBIS codes:

-  1.8.0 - A+ All phases energy, total kwh
-  2.8.0 - A- All phases energy, total kwh (export)

Press the blue button twice until you come to 'Std dAtA', then hold the blue button down for 5 seconds to enter STD data.

Once in 'Std dAtA' press the blue button to manually scroll through the other Est. on the meter:

-  1.8.0 - A+ All phases energy, total
-  2.8.0 - A- All phases energy, total kwh (export)
-  0.4.2 - Current Transformer Ratio – Numerator
-  0.4.5 - Current Transformer Ratio – Denominator
-  0.2.0 - Firmware version
-  255.255.0 - LCD test
-  255.255.1 - End of Sequence

When you have reached end of sequence, let the display time out and the meter will return to auto scroll mode.



Web: www.spwales.com | **Email:** sales@spwales.com | **Phone:** 01803 295430 | **Fax:** 01803 212819

While Stephen P Wales Ltd has made every reasonable effort to ensure the accuracy of this information, Stephen P Wales Ltd does not guarantee that it is error-free, nor does Stephen P Wales Ltd make any other representation, warranty or guarantee that the information is accurate, correct, reliable or current. Stephen P Wales Ltd reserves the right to make any adjustments to the information contained herein at any time without notice.